

**MONTHLY TREASURER'S REPORT**  
 BY BRANDY VICK, COUNTY TREASURER,  
 APRIL 2023


	Beginning Balance	Revenues	Disbursements	Transfer In	Transfer Out	Ending Balance	Investments Redeemed	Investments Purchased	Demand Balance	Investment Balance	Total Deposits
Texpool Insurance	\$2,757,280.65	\$10,590.96	\$0.00	\$0.00	\$77,000.00	\$2,690,871.61	\$0.00	\$0.00	\$0.00	\$2,690,871.61	\$2,690,871.61
TexPool Available	\$449,855.65	\$1,790.41	\$0.00	\$4,414.79	\$0.00	\$456,060.85	\$0.00	\$0.00	\$0.00	\$456,060.85	\$456,060.85
TexPool Operating	\$23,551,517.82	\$92,884.65	\$0.00	\$0.00	\$0.00	\$23,644,402.47	\$0.00	\$0.00	\$0.00	\$23,644,402.47	\$23,644,402.47
TexPool Permanent	\$1,131,778.50	\$4,447.36	\$0.00	\$0.00	\$4,414.79	\$1,131,811.07	\$0.00	\$0.00	\$0.00	\$1,131,811.07	\$1,131,811.07
FNB Operating	\$2,169,366.26	\$848,455.79	\$941,577.05	\$0.00	\$677,691.44	\$1,398,553.56	\$0.00	\$0.00	\$1,398,553.56	\$0.00	\$1,398,553.56
FNB Payroll	\$6,766.74	\$4.10	\$543,545.47	\$543,545.47	\$0.00	\$6,770.84	\$0.00	\$0.00	\$6,770.84	\$0.00	\$6,770.84
FNB Insurance	-\$74,915.79	\$15,594.89	\$67,088.95	\$211,145.97	\$0.00	\$84,736.12	\$0.00	\$0.00	\$84,736.12	\$0.00	\$84,736.12
FNB Available	\$554.23	\$1.39	\$0.00	\$0.52	\$0.00	\$556.14	\$0.00	\$0.00	\$556.14	\$0.00	\$556.14
FNB Permanent	\$6,141.73	\$0.52	\$0.00	\$0.00	\$0.52	\$6,141.73	\$0.00	\$0.00	\$6,141.73	\$0.00	\$6,141.73
FNB IRC/125	\$23,744.98	\$1.82	\$0.00	\$0.00	\$0.00	\$23,746.80	\$0.00	\$0.00	\$23,746.80	\$0.00	\$23,746.80
FNB Holding	\$567,071.56	\$43.50	\$0.00	\$0.00	\$0.00	\$567,115.06	\$0.00	\$0.00	\$567,115.06	\$0.00	\$567,115.06
FNB Water Grants	\$950.00	\$41,900.70	\$41,900.70	\$0.00	\$0.00	\$950.00	\$0.00	\$0.00	\$950.00	\$0.00	\$950.00
FNB Unclaimed	\$15,136.71	\$1.29	\$0.00	\$0.00	\$0.00	\$15,138.00	\$0.00	\$0.00	\$15,138.00	\$0.00	\$15,138.00
<b>Totals</b>	<b>\$30,605,249.04</b>	<b>\$1,015,717.38</b>	<b>\$1,594,112.17</b>	<b>\$759,106.75</b>	<b>\$759,106.75</b>	<b>\$30,026,854.25</b>	<b>\$0.00</b>	<b>\$0.00</b>	<b>\$2,103,708.25</b>	<b>\$27,923,146.00</b>	<b>\$30,026,854.25</b>


TOTAL INDEBTEDNESS

Investment Register on back


Submitted under the provision of the Local Government Code Section 114.026


  
 County Judge, Todd Teffeller

  
 Commissioner, Pct#1 Gene Dolte

  
 Commissioner, Pct#2 Dustin Nicholson

  
 Brandy Vick, County Treasurer

  
 Commissioner Pct#3 Michael Ashley

  
 Commissioner, Pct#4 Jay W. Miller

# UPSHUR COUNTY INVESTMENT ACTIVITY

## APRIL 2023

<u>ACCOUNT</u>	<u>AMOUNT</u>	<u>TRANSFERRED OUT</u>	<u>TRANSFERRED IN</u>	<u>EARNED INTEREST</u>
TexPool Operating	\$23,644,402.47			\$92,884.65
TexPool Insurance	\$2,690,871.61			\$10,590.96
TexPool Perm School	\$1,131,811.07	\$4,414.79		\$4,447.36
TexPool Avail School	\$456,060.85		\$4,414.79	\$1,790.41
FNB Avail	\$556.14			\$1.39
FNB Perm	\$6,141.73			\$0.52
FNB Holding	\$567,115.06			\$43.50
FNB Insurance	\$84,736.12			\$7.37
FNB Operating	\$1,398,553.56			\$179.38
<b>TOTALS</b>	<b>\$29,980,248.61</b>	<b>\$4,414.79</b>	<b>\$4,414.79</b>	<b>\$109,945.54</b>

# UPSHUR COUNTY INVESTMENT ACTIVITY

## APRIL 2023

<u>ACCOUNT</u>	<u>AMOUNT</u>	<u>TRANSFERRED OUT</u>	<u>TRANSFERRED IN</u>	<u>EARNED INTEREST</u>
TexPool Operating	\$23,644,402.47			\$92,884.65
TexPool Insurance	\$2,690,871.61			\$10,590.96
TexPool Perm School	\$1,131,811.07	\$4,414.79		\$4,447.36
TexPool Avail School	\$456,060.85		\$4,414.79	\$1,790.41
FNB Avail	\$556.14			\$1.39
FNB Perm	\$6,141.73			\$0.52
FNB Holding	\$567,115.06			\$43.50
FNB Insurance	\$84,736.12			\$7.37
FNB Operating	\$1,398,553.56			\$179.38
<b>TOTALS</b>	<b>\$29,980,248.61</b>	<b>\$4,414.79</b>	<b>\$4,414.79</b>	<b>\$109,945.54</b>